

Heavy duty push-pull type toggle clamps

for push-pull clamping

SPECIFICATION

Types

- Type **ASD**: Clamping by turning handle counter-clockwise
- Type **ASS**: Clamping by turning handle clockwise

Body
Steel


- forged
- manganese phosphated

Parts in sheet metal
Case-hardened Steel C10
zinc plated, blue passivated

Plunger
Steel St 37
zinc plated, blue passivated

All moving parts
lubricated with special grease

Hand grip
High quality, oil resistant red plastic



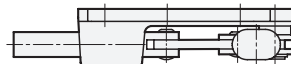
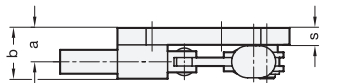
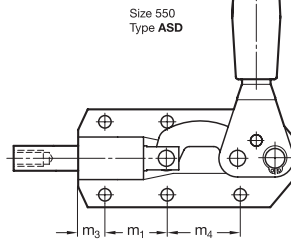
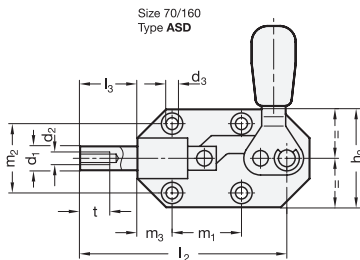
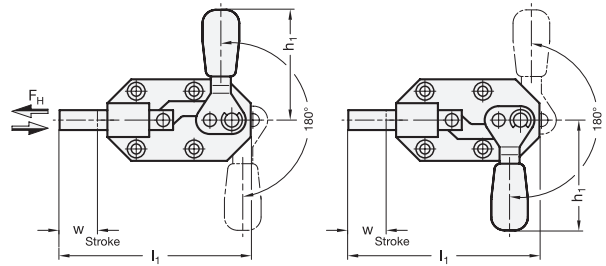
INFORMATION

GN 844 heavy duty push-pull type toggle clamps are known for their low height in all clamping positions. They can be used for very high holding forces thanks to their massive and sturdy body.

- General information for toggle clamps (see page 1560)

ACCESSORY

- Spindle assemblies (see page 1623)



Type ASS is mirror image of type ASD

GN 844

| Description | Size | FH in N | a | b | d1 | d2 | d3 | h1 ≈ | h2 | l1 ≈ | l2 ≈ | l3 ≈ | m1 | m2 | m3 | m4 | s | t | w | ⚖ |
|----------------|------|---------|----|------|-----|-----|-----|------|----|------|------|------|------|------|------|----|---|----|----|-----|
| GN 844-70-ASD | 70 | 900 | 12 | 19,5 | 8,5 | M 6 | 4,3 | 49 | 36 | 86 | 77 | 22 | 26 | 26 | 13 | - | 6 | 12 | 20 | 162 |
| GN 844-160-ASD | 160 | 1300 | 15 | 25 | 11 | M 6 | 5,5 | 79 | 46 | 117 | 107 | 32 | 36,5 | 33,5 | 11,5 | - | 7 | 12 | 30 | 320 |
| GN 844-550-ASD | 550 | 4500 | 20 | 32 | 14 | M 8 | 7 | 113 | 55 | 165 | 153 | 42 | 35 | 41 | 15 | 41 | 7 | 16 | 42 | 700 |
| GN 844-70-ASS | 70 | 900 | 12 | 19,5 | 8,5 | M 6 | 4,3 | 49 | 36 | 86 | 77 | 22 | 26 | 26 | 13 | - | 6 | 12 | 20 | 160 |
| GN 844-160-ASS | 160 | 1300 | 15 | 25 | 11 | M 6 | 5,5 | 79 | 46 | 117 | 107 | 32 | 36,5 | 33,5 | 11,5 | - | 7 | 12 | 30 | 350 |
| GN 844-550-ASS | 550 | 4500 | 20 | 32 | 14 | M 8 | 7 | 113 | 55 | 165 | 153 | 42 | 35 | 41 | 15 | 41 | 7 | 16 | 42 | 700 |

